



MAZDA CX-3



THE ART OF SIMPLICITY

Our design philosophy is simple, yet highly challenging to accomplish. Everything we create must capture motion, even at a standstill. In the same instance, it should evoke emotion. This process requires a human touch, hands on clay, shaping the form. Eliminating all that is unnecessary, leaving only what is beautiful. Lines should effortlessly draw your eye to every angle and curve. This sense of movement inspires an urge to get behind the wheel. We call this Kodo: "Soul of Motion" design.





Power sunroof with sliding and tilt glass.

A NEW ERA OF INDIVIDUALITY

New levels of freedom. New levels of versatility. New levels of pure enjoyment on the road. A well-planted stance; a sleek profile with short overhangs; striking good looks, The new Mazda CX-3 is designed and engineered to stimulate the emotions by closely matching human sensibilities. The perfect vehicle for expressing your individuality and spirited lifestyle.





Mazda Connect 8-inch TFT LCD multi-information touchscreen display with 360° View Monitor.



Seamless connectivity with Wireless Apple Carplay®.

A NEW ERA OF COMFORT & CONVENIENCE

All extraneous details have been stripped away to accentuate motion, space and clarity. Colors work in harmony. Natural light emphasizes a continuous clean line that wraps around the entire cabin, creating a more open and calming space for you and your passengers.

The Human Machine Interface (HMI) with Mazda Connect is designed to enhance the in-car connectivity experience with minimal distraction to driving.



With Apple CarPlay® and Android Auto™, you can easily access your compatible smartphone's contacts, music and more at the touch of a button.



Drive Selection Switch on the shift gate allows switching to Sport Mode for a more exhilarating drive.



Wireless charging for Qi-compatible mobile devices.



Full-colour Active Driving Display shows driving information in your line of sight.



ENGINEERED TO EXHILARATE

The strict adherence to the philosophy of 'Jinba-Ittai', the sense of car and driver as one, has created a driving experience that's truly next generation. The G-Vectoring Control (GVC) offers confidence-inspiring controllability, while Skyactiv engines deliver exhilarating performance.



SKYACTIV-VEHICLE ARCHITECTURE

With our revolutionary Skyactiv technologies, redesigned from scratch to provide breakthrough performance, Mazda has consistently aimed to provide the joy of 'Jinba-Ittai' driving.

Now we have developed our next-generation Skyactiv-Vehicle Architecture that focuses on the human-centered design philosophy. The new vehicle architecture coupled with award winning powertrains provide effortless responsive driving that is in perfect harmony with the driver's intention, creating the ultimate 'Jinba-Ittai' driving feel.

SKYACTIV TECHNOLOGY



SKYACTIV-G
New generation petrol engine with improved fuel efficiency and torque.



SKYACTIV-BODY
Light, rigid and robust body that ensures safe and joyful driving.



SKYACTIV-DRIVE
Ideal transmission designed for smooth driving and efficiency.



SKYACTIV-CHASSIS
Lightweight chassis that delivers driving pleasure and comfort.

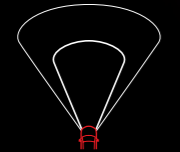
A NEW ERA OF SAFETY PERFORMANCE

Avoiding an accident in the first place is always the safest route. With the available i-Activsense suite of safety features, sophisticated safety innovations alert you to hazards to help you avoid collisions—or lessen their impact. These features help improve your visibility and awareness of the road and monitor the traffic conditions around you.



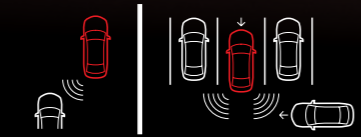
i-ACTIVSENSE[^]

High Beam Control (HBC)



HBC helps the driver see better at night by maximizing opportunities to use the high beams.

Blind Spot Monitoring (BSM) Rear Cross Traffic Alert (RCTA)



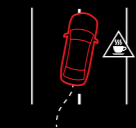
By scanning blind spots behind your vehicle, sensors detect unseen vehicles to alert you during lane change or reversing.

Lane Departure Warning System (LDWS)



LDWS monitors road markings and alerts you if you are straying from your lane when travelling over 65km/h.

Driver Attention Alert (DAA)



The system activates at speeds above 65 km/h and begins to “learn” the driver’s habits, then alerts the driver before fatigue becomes a factor.

Smart City Brake Support (SCBS) Front & Rear



SCBS automatically applies the brakes if it detects there is a danger of collision at forward speed of 4 - 80 km/h and reverse speed of 2 - 8 km/h.



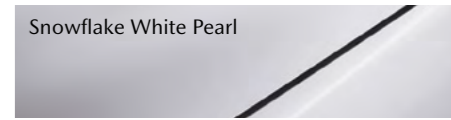
[^] Available on selected models only. These systems are not a replacement for safe and attentive driving. Please drive carefully at all times and do not rely on technology to prevent an accident.

MAZDA CX-3 TECHNICAL SPECIFICATIONS

	2.0L 2WD	2.0L SKYACTIV®-G 2.0L
Variant	2.0L 2WD	
Engine Type	SKYACTIV®-G 2.0L	
Powertrain		
Type	DOHC 16-Valve 4 Cylinder	
Displacement	cc	1,998
Maximum Power	Hp / rpm	154 / 6,000
Maximum Torque	Nm / rpm	206 / 2,800
Compression Ratio	13.0 : 1	
Fuel System	Direct Injection	
Fuel Tank Capacity	L	48
Transmission	SKYACTIV® DRIVE 6-Speed Automatic with Manual Shift Mode	
Chassis		
Steering Type	Electronic Power Steering (EPS)	
Parking Brake	Electronic Parking Brake	
Suspension Type	Front / Rear	MacPherson Struts/Torsion Beam
Brake Type	Front / Rear	Ventilated Disc/Solid Disc
Tyre Size	215/50R18	
Dimensions		
Overall Length x Width x Height (mm)	4,275 x 1,765 x 1,535	
Wheelbase (mm)	2,570	
Curb Weight (kg)	1,301	
Exterior		
LED Front Headlights with Auto On / Off and Auto Leveling Function	•	
LED Daytime Running Lights	•	
LED Taillights	•	
Rain-Sensing Variable-Intermittent Windshield Wipers	•	
Mazda Advanced Keyless Entry	•	
Power Sunroof with Sliding & Tilt Glass	•	
Parking Sensors (Front & Rear)	•	
Interior		
Engine Start / Stop Button	•	
Mazda Full Colour Active Driving Display (Heads-Up Display)	•	
8" Mazda Connect Infotainment System with Multi-Function Commander Control & Voice Command	•	
Apple CarPlay® & Android Auto™ Function** (with Wireless CarPlay®)	•	
AM / FM Tuner with Auxiliary Audio Input Jack & 2 USB Ports	•	
Audio Speakers	6 Speakers	
Leather Steering Wheel (Tilt & Telescopic) with Audio, Bluetooth® Hands-Free & Cruise Control Switches	•	
Paddle Shifters	•	
One-Touch Power Folding Wing Mirrors With Integrated Turn Signal & Auto Fold Function	•	
Single-Zone Auto Climate Control	•	
Auto Dimming Rear View Mirror	•	
Sport Mode Drive Selection Switch	•	
10-Way Power Adjustment (Driver Side Only) - Tilt, Lift, Lumbar, Slide & Recline with 2-Position Memory Function	•	
Reverse Camera with Distance & Width Guide Lines	360° View Monitor	
Wireless Charger	•	
Advanced Technologies		
Mazda G-Vectoring Control Technology	•	
Mazda i-Stop Idling Technology	•	
Standard Safety Technologies		
6 SRS Airbags - Front Driver & Passenger, Side, and Curtain	•	
Anti-Lock Braking System (ABS), Electronic Brake-Force Distribution (EBD), Emergency Brake Assist (EBA)	•	
Dynamic Stability Control (DSC), Traction Control System (TCS), Emergency Stop Signal (ESS), Hill Launch Assist (HLA)	•	
Walk Away Lock	•	
ISOFIX Child Seat Anchors	•	
i-ACTIVSENSE - Advanced Safety Technologies	•	
High Beam Control (HBC)	•	
Blind Spot Monitoring (BSM) & Rear Cross Traffic Alert (RCTA)	•	
Lane Departure Warning System (LDWS)	•	
Driver Attention Alert (DAA)	•	
Smart City Brake Support (SCBS) - Front & Rear	•	

• equipped — not available

Exterior Colours



5 YEARS WARRANTY
5 YEARS FREE MAINTENANCE*
 including labour, parts and lubricants*

*5 years manufacturer warranty, or first 100,000km whichever comes first. 5 years free scheduled maintenance, or first 100,000km whichever comes first. Terms & conditions apply.

**Android Auto will be available upon official launch of service in Malaysia.

All images shown are for illustration purposes only. Colours and specifications shown may vary from the actual vehicles. Specifications may subject to change without prior notice.

ZOOM-ZOOM

WWW.MAZDA.COM.MY |  MAZDA.MY | MAZDA ZOOM-ZOOM LINE: 1800-22-8080