



MAZDA BT-50



THE ACTIVE LIFESTYLE VEHICLE

Reborn and rebuilt from the ground up, the All-New Mazda BT-50 is here. A whole new level of versatility and performance has been achieved through a relentless pursuit of challenging what is possible. Innovation greets you at every turn with more features at your disposal than ever before. Bold, balanced, stylish and capable, the Mazda BT-50 truly is the complete package.



A BOLDER LEVEL OF DESIGN

The exterior design of the All-New Mazda BT-50 is the first true expression of Mazda's Kodo Design language on a pick-up truck. The confident, planted stance projects strength, capability and uncompromising quality. The new two-tone alloy wheel design gives BT-50 a unique and striking look. LED headlamps punctuate the front grille while sculpted side panels draw the eye to the bold rear presence.



Dominating front grille design.



Sculpted side panels with boldly flaring fenders.





9" infotainment touchscreen display with Apple CarPlay® and Android Auto™.

ON THE ROAD COMFORTS

Step inside the comfortable, spacious and durable cabin and you will find yourself immersed in the highest quality of Mazda's design. A high-resolution touch control display mounted at the centre of the dashboard gives you easy, intuitive control of the audio system as well as the extensive connectivity functions. Thoughtfully placed storage spaces including a second glove compartment lets you keep everything neat yet close to hand.




4.2" TFT-LCD colour display instrument cluster.



Bottle holders on the door panels are increased in size to accommodate large bottles.



Second row air-conditioning vents and USB charging port for maximum comfort and convenience.



The 8-speaker sound system delivers all your music with overwhelming power and clarity.





ENGINEERED TO EXHILARATE

Combining the latest technology, powerful performance and off-road capability, the All-New Mazda BT-50 delivers unparalleled versatility and dependability. Go anywhere to enjoy your freedom on your terms.



THE POWER TO PERFORM

Mazda BT-50 offers you the choice of two powerful, responsive and fuel-efficient diesel engines to perfectly match your individual needs wherever life or work takes you.

On-road or off, both powerplants: 3.0L turbocharged and 1.9L turbocharged – deliver the quiet, effortless performance that lets you confidently enjoy their unmatched versatility and dependability.

A 6-speed automatic that contributes to BT-50's excellent response and fuel economy. The rear differential lock instantaneously maximizes driveability over rough terrain.



3.0L in-line 4 cylinder 16 valve
DOHC intercooled turbo diesel



1.9L in-line 4 cylinder 16 valve
DOHC intercooled turbo diesel

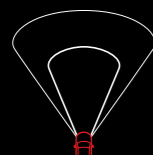
UNCOMPROMISING SAFETY

At Mazda, driving pleasure means more than just outstanding performance and handling. Because to us, feeling secure and well-protected is another essential component of enjoyable driving. And that is why Mazda BT-50 is equipped with the same leading-edge safety features demanded in passenger cars.



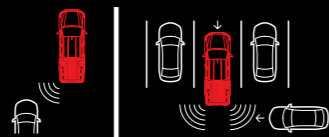
ADVANCED SAFETY TECHNOLOGIES[^]

Automatic High Beam (AHB)



Automatically prevents high beam from dazzling other drivers on the road.

Blind Spot Monitoring (BSM) Rear Cross Traffic Alert (RCTA)



By scanning blind spots behind your vehicle, sensors detect unseen vehicles to alert you during lane change or reversing.

Lane Departure Warning System (LDWS)



Monitors road markings and alerts you if you are straying from your lane.

Forward Collision Warning (FCW)




Detects a potential collision in front of the vehicle and alerts the driver.

Auto Emergency Braking (AEB)



AEB continuously monitors traffic conditions ahead for possible hazard. When the system judges a collision is unavoidable, it automatically applies emergency braking to avoid or reduce the severity of a collision.

Adaptive Cruise Control (ACC)



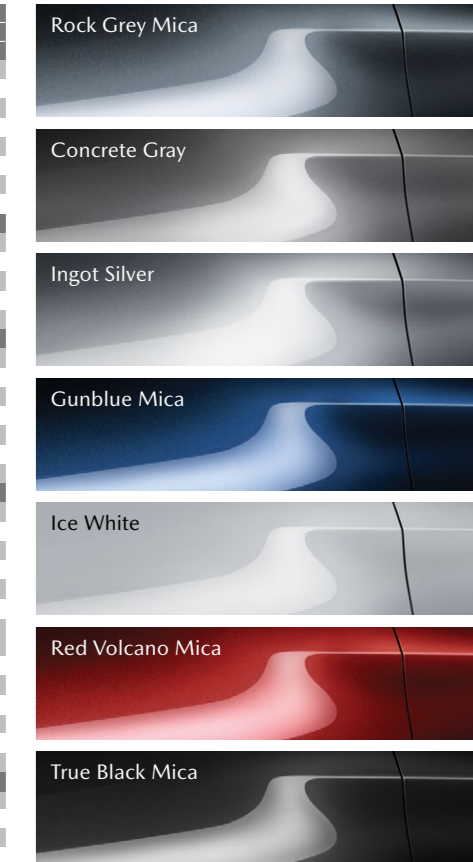
Detects the vehicle in front and adjusts your cruise control speed to maintain a safe distance.

[^] Available on selected models only. These systems are not a replacement for safe and attentive driving. Please drive carefully at all times and do not rely on technology to prevent an accident.

MAZDA BT-50 TECHNICAL SPECIFICATIONS

Variant	1.9L Single Cab MT	1.9L Mid MT	1.9L Mid AT	1.9L High AT	3.0L High Plus AT
Engine Type	RZ4E-TC				
Powertrain	In-line 4, DOHC, 16 Valve, VGS Turbo Diesel				
Type	1,898				
Displacement	cc				
Maximum Power	Hp / rpm				
Maximum Torque	Nm / rpm				
Fuel System	Common-rail, Electronic Direct Injection				
Fuel Tank Capacity	L				
Drivetrain	76				
Transmission	4WD				
Chassis	6-Speed Manual				
Steering Type	6-Speed Automatic				
Suspension Type	Front / Rear				
Brake Type	Front / Rear				
Tyre Size	205 / R16C (Steel)				
Spare Tyre	Full-size Steel				
Dimensions	Full-size Alloy				
Overall Length x Width x Height (mm)	5,320 x 1,810 x 1,770				
Wheelbase (mm)	5,280 x 1,870 x 1,785				
Ground Clearance (mm)	220				
Wading Depth (mm)	400				
Curb Weight (kg)	1,800				
Gross Vehicle Weight (kg)	1,890				
Cargo Deck (at floor) Length x Width x Height (mm)	2,345 x 1,120 x 465				
Exterior	LED				
Front Headlights with Auto On / Off Function	Manual				
Front Headlights Leveling	Bulb				
Daytime Running Lights	LED				
LED Front Fog Lights	•				
Rear Fog Light	•				
Rain-Sensing Variable-Intermittent Windshield Wipers	•				
Door Entry	Manual Key				
Outer Rearview Mirrors	Manual Adjustable & Folding				
Outer Door Handles	Black				
Parking Sensors	-				
Roof Rails	-				
Bedliner	-				
Side Steps	-				
Interior	-				
Engine Start / Stop Button	-				
Steering Wheel with Audio Control & Bluetooth® Hands-Free Mounted Switches	-				
Steering Wheel Material	Urethane				
Steering Wheel Adjustment	-				
Cruise Control	-				
Rear View Mirror	Manual				
Instrument Cluster	3.5" Monochrome Display				
One Touch (Up and Down) Power Window with Anti-Pinch	-				
Audio System (Type)	Radio with CD, MP3, AUX and USB				
Audio Speakers	x 2				
Air-Conditioning	Manual				
Front Seats	4-Way Manual				
Rear Seats	-				
Seat Material	Fabric (Base)				
Reverse Camera with Guidelines	-				
Off-Road Technologies	-				
4WD Transfer Dial	-				
Rear Differential Lock	-				
Standard Safety Technologies	-				
SRS Airbags	2 (Driver and Front Passenger)				
Anti-Lock Braking System (ABS), Electronic Brake-Force Distribution (EBD), Brake Assist (BA)	-				
Electronic Stability Control (ESC), Traction Control System (TCS), Emergency Stop Signal (ESS) & Hill Launch Assist (HSA)	-				
Multi Collision Brake	-				
Hill Descent Control (HDC)	-				
ISOFIX Child Restraint Anchor Points and Top Tethers	-				
Engine-Immobilizer with Anti-theft System	Engine-Immobilizer Only				
Advanced Safety Technologies	-				
Automatic High Beam (AHB)	-				
Blind Spot Monitoring (BSM) & Rear Cross Traffic Alert (RCTA)	-				
Lane Departure Warning System (LDWS)	-				
Forward Collision Warning (FCW)	-				
Auto Emergency Braking (AEB)	-				
Adaptive Cruise Control (ACC)	-				

Exterior Colours



5 YEARS WARRANTY*

*5 years manufacturer warranty, or first 100,000km whichever comes first. Terms & conditions apply.
**Android Auto™ will be available upon official launch of service in Malaysia.
All images shown are for illustration purposes only. Colours and specifications shown may vary from the actual vehicles. Specifications may subject to change without prior notice.

ZOOM-ZOOM

WWW.MAZDA.COM.MY |  MAZDA.MY | MAZDA ZOOM-ZOOM LINE: 1800-22-8080

SOLE DISTRIBUTOR: BERMAZ MOTOR SDN BHD 198801006297 (173654-K) | FRANCHISE HOLDER/IMPORTER: PRIMA MERDU SDN BHD 200801002202 (803486-M)
Address: No. 7, Jalan Pelukis U1/46, Temasya Industrial Park Seksyen U1, 40150 Shah Alam, Selangor Darul Ehsan.
General Line: 03-7627 8888 Fax: 03-7627 8963

10062022v12

Scan for more info
on the Mazda BT-50:

