



MAZDA6

DESIGNED TO AWAKE THE SENSES

Truly beautiful design goes beyond simply being aesthetically pleasing. It invites action. With its sleek seductive profile, the Mazda6 demands to go to new places. For you to see more, feel more, and expand your possibilities. With every glance, every curve and every drive, there is always more to discover and be inspired by.



DISTINCTION IN LUXURY

When we imagined the new Mazda6, we envisioned refined luxury with an exhilarating drive. Its confident stance and athletic form are the vision of Mazda's 'KODO — Soul of Motion' design. KODO captures the very instant energy becomes motion. It's the muscular beauty you see when an animal pounces, or when a human leaps into action. By uniting exceptional fuel economy, agile performance, aerodynamics and a body design that contributes to both high-speed stability and fuel efficiency, the new Mazda6 is a living, driving embodiment of perseverance.



The sophisticated sedan.



The practical yet elegant touring.

LOSE YOURSELF IN LUXURY

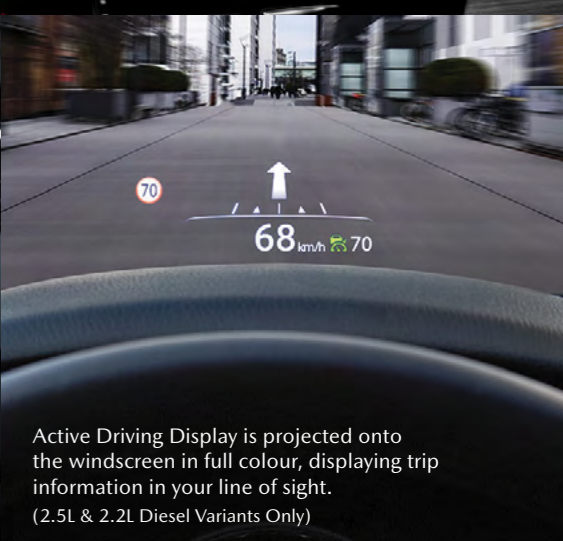
From the moment you get in, you will be quietly impressed with the understated luxury of the new Mazda6. The stylish dash envelops you with thoughtfully located controls and read-outs so you can focus on the drive. The interior environment is one of uncluttered elegance. Subtle details like ambient overhead console lighting and interior trim add a luxurious touch.



Mazda Connect 8-inch TFT LCD multi-information touchscreen display now features 360° View Monitor. (2.5L & 2.2L Diesel Variants Only)



With Apple CarPlay® (wireless) and Android Auto®, you can easily access your compatible smartphone's contacts, music and more at the touch of a button.



Active Driving Display is projected onto the windscreen in full colour, displaying trip information in your line of sight. (2.5L & 2.2L Diesel Variants Only)



The 11-Speaker Bose® Audio System has been strategically placed around the spacious cabin to ensure you enjoy studio quality audio from any seat. (2.5L & 2.2L Diesel Variants Only)



Rear air conditioning vents for maximum comfort.



SKYACTIV TECHNOLOGY

When Driving Matters, excellent fuel efficiency should never come at the cost of performance. So, of course, our driving-obsessed engineers found a way to enhance both. It is called SKYACTIV TECHNOLOGY.

Every aspect of the vehicle is engineered to maximize driving dynamics and efficiency: from body construction and engine technology, to the chassis and transmission. Without compromising performance.

SKYACTIV TECHNOLOGY is just one of the ways Mazda makes driving better.

ENGINEERED TO EXHILARATE

The strict adherence to the philosophy of 'Jinba-Ittai', the sense of car and driver as one, has created a driving experience that's truly next generation. The newly developed G-Vectoring Control Plus (GVC Plus) offers unprecedented levels of confidence-inspiring controllability, while Skyactiv engines deliver exhilarating performance.



SKYACTIV-G / SKYACTIV-D
The high-efficiency petrol & diesel engine delivers crisp response and great torque for lively performance both in city and on highways driving.



SKYACTIV-BODY
Light, rigid and robust body that ensures safe and joyful driving.



SKYACTIV-DRIVE
Ideal transmission designed for smooth driving and efficiency.



SKYACTIV-CHASSIS
Lightweight chassis that delivers driving pleasure and comfort.

STAY ONE STEP AHEAD

A priority of every Mazda vehicle is to maximise the safety of every passenger on board. The new Mazda6 comes equipped with many of Mazda's i-ACTIVSENSE advanced safety technologies that helps to avoid potential hazards, enabling you to stay in tune with your Mazda6 and focus on the road ahead.



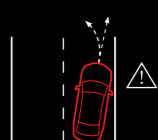
i-ACTIVSENSE[^]

Adaptive LED Headlights (ALH)



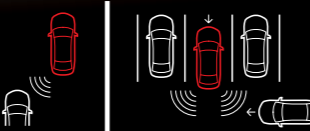
ALH increases visibility at night to help drivers stay vigilant by combining 3 technologies : Glare-free High Beam, Wide-range Low Beams and Highway Mode.

Lane-Keep Assist System (LAS)



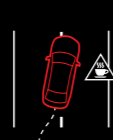
LAS adds to the LDWS by performing minor steering corrections to re-center the vehicle in its lane upon sensing an unintentional lane departure.

Blind Spot Monitoring (BSM) Rear Cross Traffic Alert (RCTA)



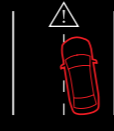
By scanning blind spots behind your vehicle, sensors detect unseen vehicles to alert you during lane change or reversing.

Driver Attention Alert (DAA)



The system activates at speeds above 65 km/h and begins to "learn" the driver's habits, then alerts the driver before fatigue becomes a factor.

Lane Departure Warning System (LDWS)



LDWS monitors road markings and alerts you if you are straying from your lane when travelling over 65km/h.

Smart City Brake Support (SCBS) Front & Rear



SCBS automatically applies the brakes if it detects there is a danger of collision at forward speed of 4 - 80 km/h and reverse speed of 2 - 8 km/h.

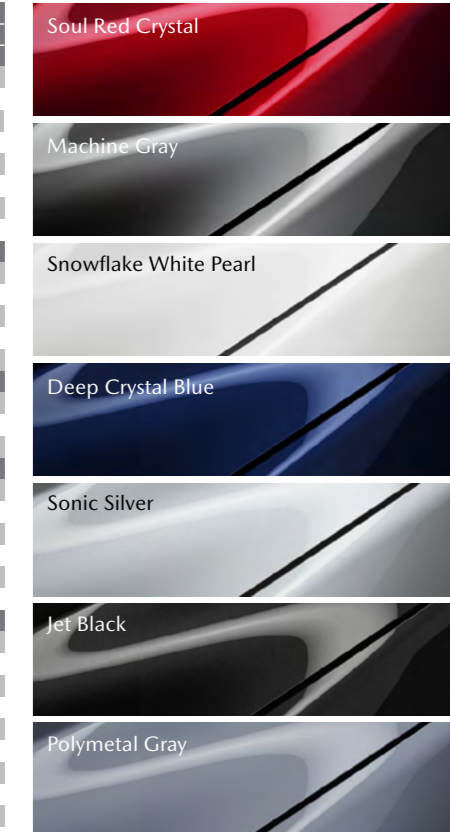
[^] Available on selected models only. These systems are not a replacement for safe and attentive driving. Please drive carefully at all times and do not rely on technology to prevent an accident.

MAZDA6 TECHNICAL SPECIFICATIONS

Variant	Sedan	Sedan	Touring	Sedan Diesel	
Engine Type	SKYACTIV®-G 2.0L	SKYACTIV®-G 2.5L		SKYACTIV®-D 2.2L	
Powertrain					
Type	DOHC 16-Valve 4 Cylinder				
Displacement	cc	1,998	2,488	2,191	
Maximum Power	Hp / rpm	162/6,000	192/6,000	188/4,500	
Maximum Torque	Nm / rpm	213/4,000	258/4,000	450/2,000	
Compression Ratio		13.0 : 1	13.0 : 1	14.4 : 1	
Fuel System	Direct Injection				
Fuel Tank Capacity	L	62			
Transmission	SKYACTIV® DRIVE 6-Speed Automatic with Manual Shift Mode				
Chassis					
Steering Type	Electronic Power Assisted Steering (EPAS)				
Parking Brake	Electronic Parking Brake				
Suspension Type	Front / Rear	MacPherson Struts / Multi-Link			
Brake Type	Front / Rear	Ventilated Discs / Solid Discs			
Tyre Size		225/55R17	225/45R19		
Dimensions					
Overall Length x Width x Height	(mm)	4,865 x 1,840 x 1,450	4,865 x 1,840 x 1,450	4,800 x 1,840 x 1,480	4,865 x 1,840 x 1,450
Wheelbase	(mm)	2,830	2,830	2,750	2,830
Curb Weight	(kg)	1,515	1,591	1,605	1,638
Exterior					
LED Front Headlights with Auto On/Off and Auto Levelling Function	•	•	•	•	
LED Daytime Running Lights	•	•	•	•	
LED Taillights	•	•	•	•	
Rain-Sensing Variable-Intermittent Windshield Wipers	•	•	•	•	
Mazda Advanced Keyless Entry	•	•	•	•	
Power Sunroof with Sliding & Tilt Glass	-	•	•	•	
Interior					
Engine Start / Stop Button	•	•	•	•	
Colour Windshield-Projection Active Driving Display	-	•	•	•	
8" Mazda Connect Infotainment System with Multi-Function Commander Control & Voice Command	•	•	•	•	
Apple CarPlay® & Android Auto® Function** (w/ Wireless CarPlay®)	•	•	•	•	
AM / FM Tuner with Auxiliary Audio Input Jack & CD Player, 4 x USB Ports (Front x 2, Rear Centre Armrest x 2)	•	•	•	•	
Audio Speakers	6 Speakers	11 Speakers BOSE® Sound System			
Leather Steering Wheel (Tilt & Telescopic) with Audio, Bluetooth® Hands-free & Cruise Control Switches	•	•	•	•	
Paddle Shifters	•	•	•	•	
Dual-Zone Auto Climate Control with Rear Air Conditioning Vents	•	•	•	•	
Power-Folding Wing Mirrors with Integrated Turn Signal	•	•	•	•	
One Touch (Up & Down) Power Window with Anti-Pinch	•	•	•	•	
Auto Dimming Rear View Mirror	•	•	•	•	
Sport Mode Drive Selection Switch	•	•	•	-	
10-Way Power Adjustment (Driver Side Only) - Tilt, Lift, Lumbar, Slide & Recline with 2-Position Memory Function	•	•	•	•	
Reverse Camera with Distance & Width Guide Lines	•	w/ 360° View Monitor			
Advanced Technologies					
Mazda G-Vectoring Control Plus Technology (GVC Plus)	•	•	•	•	
Mazda i-Stop Idling Technology	•	•	•	•	
Mazda i-Eloop Technology	-	•	•	-	
Standard Safety Technologies					
6 SRS Airbags - Front Driver & Passenger, Side and Curtain	•	•	•	•	
Anti-Lock Braking System (ABS)	•	•	•	•	
Electronic Brake-Force Distribution (EBD)	•	•	•	•	
Emergency Brake Assist (EBA)	•	•	•	•	
Dynamic Stability Control (DSC), Traction Control System (TCS)	•	•	•	•	
Emergency Stop Signal (ESS)	•	•	•	•	
Hill Launch Assist (HLA)	•	•	•	•	
Seat-Belts with Pretensioners & Load Limiter & Height Adjustable Anchorages	•	•	•	•	
ISOFIX Child Seat Anchors	•	•	•	•	
Walk Away Lock	•	•	•	•	
Advanced Safety Technologies - i-ACTIVSENSE					
Adaptive LED Headlights (ALH)	-	•	•	•	
Blind Spot Monitoring (BSM) & Rear Cross Traffic Alert (RCTA)	-	•	•	•	
Lane Departure Warning System (LDWS)	-	•	•	•	
Lane-Keep Assist System (LAS)	-	•	•	•	
Driver Attention Alert (DAA)	-	•	•	•	
Smart City Brake Support (SCBS) - Front & Rear	-	•	•	•	

• equipped — not available

Exterior Colours



5 YEARS WARRANTY
5 YEARS FREE MAINTENANCE
 including labour, parts and lubricants*

*5 years manufacturer warranty, or first 100,000km whichever comes first. 5 years free scheduled maintenance, or first 100,000km whichever comes first. For colour availability, please consult our sales personnel. Terms & conditions apply.

**Android Auto will be available upon official launch of service in Malaysia.

All images shown are for illustration purposes only. Colours and specifications shown may vary from the actual vehicles. Specifications may subject to change without prior notice.

ZOOM-ZOOM

WWW.MAZDA.COM.MY |  MAZDA.MY | MAZDA ZOOM-ZOOM LINE: 1800-22-8080